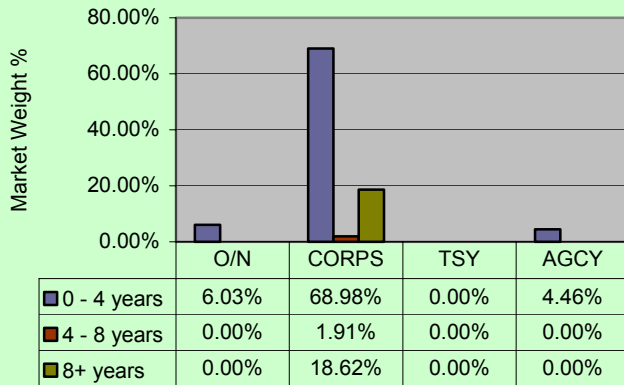


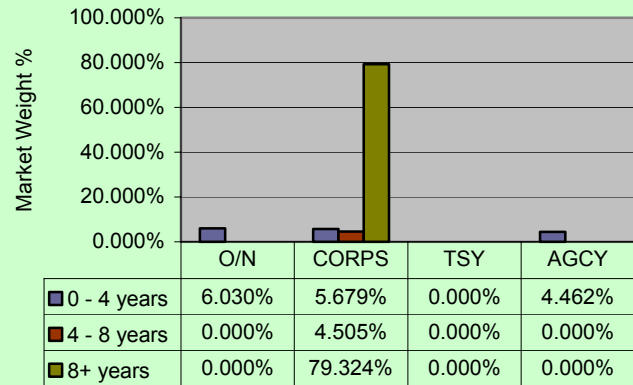
## PRIME PORTFOLIO

### PORTFOLIO ATTRIBUTES AS OF JUNE 30, 2007

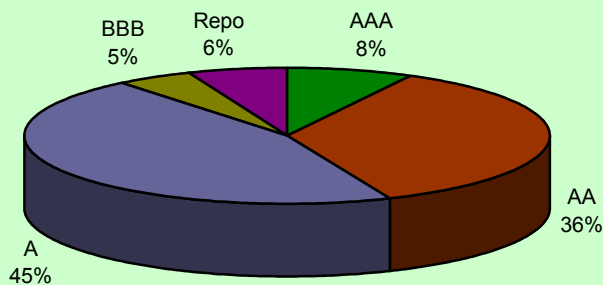
#### WEIGHTED AVERAGE DURATION: 20 MONTHS



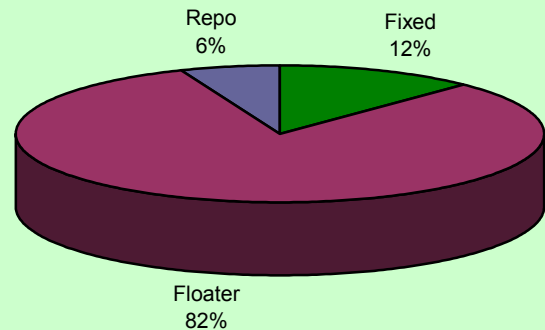
#### WEIGHTED AVERAGE MATURITY: 396 MONTHS



#### CREDIT DISTRIBUTION



#### PORTFOLIO BREAKDOWN



#### ANNUALIZED MONTHLY RETURNS\*

Jun 2007	6.83%	Dec 2006	5.86%
May 2007	6.66%	Nov 2006	6.28%
Apr 2007	6.30%	Oct 2006	6.45%
Mar 2007	6.12%	Sep 2006	6.45%
Feb 2007	6.05%	Aug 2006	6.41%
Jan 2007	5.99%	Jul 2006	6.26%

\*360-day basis. Yields are gross before Sentinel's management fee.

#### PRIME PORTFOLIO VS. 3 MONTH T-BILL

